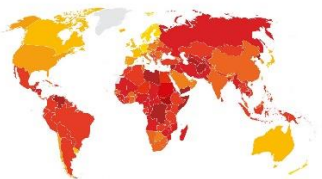


4 February 2022

NEWS

TRANSPARENCY INTERNATIONAL
CORRUPTION PERCEPTIONS INDEX 2021

The perceived levels of public sector corruption in 180 countries and territories around the world.



Country	Score	Country	Score	Country	Score	Country	Score
Algeria	13	Guatemala	20	Uganda	20	Uzbekistan	20
Angola	13	Honduras	20	Ukraine	20	Venezuela	20
Argentina	20	Indonesia	20	Yemen	20	Zambia	20
Australia	70	Kenya	20	Zimbabwe	20		
Austria	70	Madagascar	20				
Bahrain	80	Mali	20				
Belgium	70	Mexico	20				
Canada	70	Moldova	20				
Chile	50	Montenegro	20				
China	40	Nepal	20				
Colombia	40	Nigeria	20				
Costa Rica	40	Paraguay	20				
Czechia	70	Peru	20				
Denmark	80	Poland	70				
Dominican Republic	40	Portugal	70				
Ecuador	40	Romania	50				
Egypt	20	Saudi Arabia	70				
El Salvador	20	Senegal	20				
France	70	Sierra Leone	20				
Germany	70	Slovenia	70				
Ghana	20	South Korea	70				
Greece	70	Spain	70				
Guatemala	20	Sweden	80				
Hong Kong	80	Switzerland	80				
Hong Kong SAR	80	Taiwan	70				
Honduras	20	Tanzania	20				
India	40	Togo	20				
Indonesia	20	Turkey	50				
Italy	70	Turkmenistan	20				
Japan	70	Uganda	20				
Kenya	20	Ukraine	20				
Korea	70	United Arab Emirates	70				
Latvia	70	United Kingdom	70				
Lithuania	70	United States	70				
Luxembourg	80	USA	70				
Malaysia	50						
Maldives	20						
Mexico	20						
Moldova	20						
Montenegro	20						
Nepal	20						
Netherlands	70						
Nigeria	20						
North Macedonia	20						
Poland	70						
Portugal	70						
Romania	50						
Saudi Arabia	70						
Senegal	20						
Sierra Leone	20						
South Korea	70						
Spain	70						
Sweden	80						
Switzerland	80						
Taiwan	70						
Tanzania	20						
Togo	20						
Turkey	50						
Turkmenistan	20						
Uganda	20						
Ukraine	20						
United Arab Emirates	70						
United Kingdom	70						
United States	70						
USA	70						
Venezuela	20						
Zambia	20						
Zimbabwe	20						

Transparency International Releases the 2021 Corruption Perceptions Index (CPI)

The CPI ranks 180 countries and territories around the world by their [perceived levels of public sector corruption](#). The results are given on a scale of 0 (highly corrupt) to 100 (very clean). This year's Corruption Perceptions Index (CPI) revealed that corruption levels are at a worldwide standstill. The global average remained unchanged for the tenth year in a row, at just 43 out of a possible 100 points. Despite multiple commitments, 131 countries have made no significant progress against corruption in the last decade. Two-thirds of countries scored below 50, indicating that they have serious corruption problems, while 27 countries are at their lowest score ever. [Learn more...](#)

EVENTS

Global Protest to Fight Inequality

Whilst world leaders and corporate execs convened for the Davos State of the World sessions during the week of 15th – 22nd January 2022, citizens around the world rose up as part of the Fight Inequality Alliance for the Global Protest to Fight Inequality. A wide range of social movements, grassroots and community-based organisations, civil society organisations, trade unions, artists and individual activists from across the world united to call for a People's Recovery Plan and an end to the spiralling inequality crippling our societies.



PUBLICATIONS



WEAVING WEBS FOR TAX AVOIDANCE: Identifying and Mapping Treaties in the East African Community (EAC)

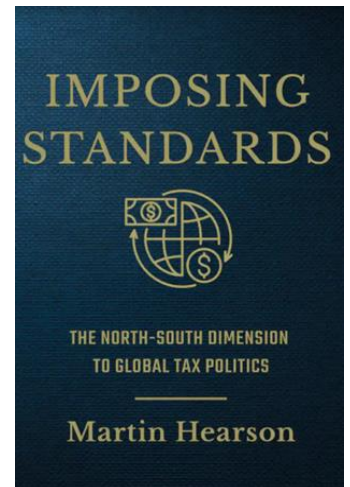
Over the last decade there has been a mad rush by East African economies to negotiate tax treaties. This publication conducts a general mapping of the tax treaty network in the East African region to understand the general number of double taxation agreements (DTAs) in each of the EAC member States. It is a cursory attempt to begin efforts to build contextual evidence, build capacity and publicise the issues surrounding DTAs in East Africa. [Access your copy here...](#)

BLOG


Imposing Standards: The North-South Dimension Global Tax Politics

Author: Martin Hearson

In today's globalizing world, it is near impossible for any country not to have some kind of business with some other country. The countries of the Global South are more or less forced into relationships with countries of the Global North because of the flow of money for investment down south. Bilateral tax treaties, therefore, are written because the investing country desires to protect the economic rights or benefits of their citizens in the global south countries. **Imposing Standards** reminds everyone who is concerned about the nature and methodology of bilateral tax treaties that they are historically and innately skewed against poor countries of the Global South, especially African ones. [Read more...](#)



TAX GLOSSARY



Kleptocracy

A kleptocracy is a form of government in which the leaders, known as kleptocrats, use their political positions of power to gain or increase their personal wealth by stealing money and valuable resources from the countries they rule. Through acts of embezzlement, bribery, or outright misappropriation of public funds, kleptocrats enrich themselves and their families at the expense of the general population. In anticipation of losing their power, kleptocrats typically devise intricate illegal international money laundering networks to protect their stolen assets by hiding them in secret foreign bank accounts. [See more...](#)

Thank you for reading!

Stay Safe!

Stay Health!

For the latest EATGN news, visit our [website](#) & check out our [blog](#)

Interact with us



info@eataxgovernance.net

Jaflo Block C | 106 Brookside Drive | Westlands |
Nairobi | P. O. Box 25112-00100